

بِسْمِ اللَّهِ الرَّحْمَنِ الرَّحِيمِ

---

“IN THE NAME OF ALLAH, THE MOST GRACIOUS, THE MOST MERCIFUL”





# Deep Dive: Umrah

PRESENTED BY NOOR AL-FAJR



Religious How-To's





# UMRAH

During the Hajj pilgrimage, pilgrims often perform Umrah as part of Hajj Qiran or Hajj Tamattu, before leaving for Mina

## WHAT DOES UMRAH MEAN?

Linguistically, the Arabic word umrah means to visit. In this context, Umrah refers to the smaller form of ritualistic worships Muslims under take when entering the city of Makkah. It is considered a lesser form of the Hajj pilgrimage.



# VIRTUES OF UMRAH


The act of Umrah is known to cleanse one's soul from past committed sins. It is advised to do Umrah more than once in your lifetime so that it can act as a washing of the sins from the last time one performed Umrah. Abu Hurairah (R) narrates that the Prophet ﷺ said, 'An Umrah to another Umrah will be redemption of sins for whatever (minor) occurs between them.' (Bukhari, Muslim).

Performing Umrah also protects one from poverty since they are there solely for the sake of Allah (SWT) spending their wealth and time in completing the deed. Ibn Mas'ood (R) said that the Prophet ﷺ said, 'Follow up the Hajj and Umrah, because they certainly remove poverty and sins as fire separates the impurities from iron, gold and silver.' (Tirmidhi).

Also Umar bin Khattab (R) said that Prophet ﷺ said, 'Follow up between the Hajj and Umrah, because certainly succession between the two of them increases the life span and dispels poverty and sins as fire removes impurities.' (Baihaqi)



# VIRTUES OF UMRAH



Like Hajj, the act of Umrah is amongst the best deeds one can perform when pleasing Allah (swt). Allah (SWT) loves those who strive in his path in hopes of pleasing Him alone and Umrah is an act in which Allah (SWT) considers the pilgrim to be answering His call.

ibn Umar (R) narrates that Prophet ﷺ said, 'The warrior in the cause of Allah, the pilgrim and the one who is performing Umrah are all the delegation of Allah. He called them and they responded and they will ask of His bestowals and He will give it to them.' (Ibn Majah)



# CONDITIONS FOR UMRAH

---

1. **Islam**
2. **Puberty**
3. **Sanity**
4. **Freedom**
5. **Capability (Physically & Financially)**





# ***PILLARS OF UMRAH***

---

- 1. Ihraam (Intention to enter the state of Umrah)**
- 2. Tawaaf**
- 3. Sa'i**

**Note: If one leaves a Pillar he/she must return & make the missed pillar, if not, then his/her Umrah is invalidated.**





# OBLIGATIONS OF UMRAH

---

1. Ihraam at the Miqaat.
2. Shaving or Cutting the Hair.

**Note:** If one leaves an obligation, a *fidiyah* (Compensation) is needed by sacrificing in Makkah: a sheep, 1/7 of a Cow or 1/7 of a Camel and distributing it to the poor in Makkah.





# MIQAAT



Miqaat means a specified time or specified place. Here, it means the “Specified Time & Place of Worship”

## **Miqaat in terms of Time:**

- For Hajj: The Months of Hajj
- For Umrah: At any time of the Year.

# MIQAAT IN TERMS OF PLACE



- DHUL-HULAIFAH (Abbyar Ali): is for those coming from/through Madinah.
- AL-JUHFAH (Near Rabigh): is for those coming from/through Syria, Egypt, Morocco.
- YALAMLAM (Sa'adiyah): is for those coming from/through Yemen, India, Pakistan.
- QARN AL-MANAZIL (As-Sail Al-Kabeer): is for those coming from/through Najd or Taif.
- THAT-IRQ: is for those coming from/through Iraq.



# IHRAM

---

The topic of Ihram was covered in depth in the webinars below.



# NIYYAH (INTENTION)

---

لَبَّيْكَ اللَّهُمَّ عُمْرَةً

○ Allah, here I am to perform Umrah

اللَّهُمَّ إِنِّي أُرِيدُ الْعُمْرَةَ

○ Allah, I intend to perform Umrah

اللَّهُمَّ إِنِّي أُرِيدُ الْعُمْرَةَ فَيَسِّرْهَا لِي وَتَقَبَّلْهَا مِنِّي

○ Allah, I intend to perform Umrah, so accept it from me and make it  
easy for me



# TALBIYYAH

---

لَبَّيْكَ اللَّهُمَّ لَبَّيْكَ، لَبَّيْكَ لَا شَرِيكَ لَكَ لَبَّيْكَ، إِنَّ الْحَمْدَ وَالنَّعْمَةَ لَكَ وَالْمُلْكَ لَا شَرِيكَ لَكَ

*Labbayk Allahumma labbayk, labbayka la shareeka laka labbayk, innal-hamda wan-ni'mata laka wal-mulk, la shareeka laka*

**Here I am [at your service] O God, here I am. Here I am [at your service]. You have no partners (other gods), here I am. To You alone is all praise and all excellence, and to You is all sovereignty. There is no partner to You**

Whilst *niyyah* is an act of the heart, *talbiyya* is verbalized



# ENTERING MASJID AL HARAM




Enter with your right foot



Make dua while entering the Masjid: **اَللّٰهُمَّ افْتَحْ لِيْ اَبْوَابَ رَّحْمَتِكَ**

*Allahummaftah li abwaba rahmatika*

O Allah, open the gates of Your mercy for me



Stop reciting the talbiyya when you first see the Kabah. Use this time for making dua and then begin the tawaf.



# TAWAAF (CIRCLING THE KA'BAH IN WORSHIP)

"Tawaf" refers to the act of circumambulating, or walking around, the Kaaba in Mecca in an anti-clockwise direction. It's a significant ritual in Umrah, symbolizing devotion and submission to Allah. The word "Tawaf" itself means "to revolve" or "to circle" in Arabic.



## Conditions of Tawaaf

- Niyyah (intention)
- One must be in a state of tahaarah (purity)
- Circling the Ka'bah seven continual times, having the Ka'bah on the Left.

# TAWAAF PROCEDURE

---

## 1. Start from the Black stone

If able, you may kiss or touch the black stone. Otherwise, face the Black Stone and point at it with your right hand then say: *ALLAHU AKBAR*

## 2. Walk counter-clockwise until you reach the Black Stone again

This is one circuit

## 3. Repeat this for a total of 7 circuits

*For men, it is preferred to make ramal (fast walk) during the first three rounds and to walk (normally) between the Yamaani Corner and the Black Stone.*

*Men should also do Idhtiba'a, uncover the right shoulder in the first three circuits*





# WHAT TO RECITE DURING TAWAAF

---

During tawaaf one can make du'aa', tasbeeh, tahleel, etc. There is no specific du'aa

Between the Yamaani Corner and the Black Stone say:

رَبَّنَا آتِنَا فِي الدُّنْيَا حَسَنَةً وَفِي الْآخِرَةِ حَسَنَةً وَقِنَا عَذَابَ النَّارِ

*Rabbana atina fid dunya hasanatan wa fil akhirati hasanatan wa qina azaba n-nar*

Our Lord! Grant us good in this world and good in the Hereafter, and protect us from the torment of the fire)



# MAQAAM IBRAHEEM

Maqam Ibrahim is the ancient stone upon which the Prophet Ibrahim عليه السلام stood while constructing the Holy Kaaba. As he struggled to lift the heavy stones for the Kaaba's construction, he used this stone as a platform to build upon. The imprints of his feet remained on the stone. Over time, Prophet Ibrahim's footprints were worn away by people touching and wiping it. Today, the stone is contained in a gold enclosure about 11 metres away from the Kaaba.






# AFTER TAWAAF

- ✓ After finishing tawaaf, men should cover both arms
- ✓ Head towards Maqaam Ibraheem designated prayer area
- ✓ Pray two short Rak'ahs:
  - ✓ Recite (preferably) Surat al-Kafiroon (109) in the 1st Rak'ah.
  - ✓ Recite (preferably) Surat al-Ikhlaas (112) in the 2nd Rak'ah.



💡 Note  
Please be mindful of  
the rush and do not  
try to pray directly  
behind the Maqaam  
Ibrahim

# ZAMZAM



- Make duaa before drinking.
- Drink Zam Zam water to your fill.
- Wherever allowed, pour water over your head

The Messenger of Allaah ﷺ said: “The water of Zamzam is for whatever it is drunk for.”

Ibn Maajah, 3062

Scholars and righteous people have experienced this – they have drunk it with the intention of fulfilling some need such as healing from sickness or being freed from poverty and distress, and Allah fulfilled these hopes.



# SA'IY

Sa'iy is the act of walking or running between the two hills of Safa and Marwa a total of seven times. This ritual commemorates Ibrahim عليه السلام's wife Hajar's desperate search for water for their son Ismail.

## Conditions of Tawaaf:

- Niyyah (intention).
- To make tawaaf first.
- To make seven continual trips, starting from as-Safa and ending at al-Marwah.

Note:

Walking from as-Safa to al-Marwah is considered one trip; and from al-Marwah back to as-Safa is another trip.

Having Wudu is highly recommended but not obligatory.

# SA'IY PROCEDURE

---

## 1. Start from as-Safa

You may take a moment to face the Kabah and make dua

## 2. Walk towards Al-Marwah

When you reach Al-Marwah, you have completed one round.

## 3. Return towards As-Safa

This will be your second round.

## 4. Complete 7 rounds between both mountains

You will end at Mount Al Marwah



*For men, it is preferred during Sa'iy to run between the green lights*



# WHAT TO RECITE DURING SA'IY

---

During sa'iy one can make du'aa', tasbeeh, tahleel, etc. There is no specific du'aa' while walking between as-Safa and al-Marwah.

**Before** beginning sa'iy, say:

إِنَّ الصَّافَا وَالْمَرْوَةَ مِنْ شَعَائِرِ اللَّهِ

Indeed, Safa and Marwa are among the symbols of Allah. [Surah Al-Baqarah, 2:158]

Declare your intention and say:

أَبْدَأُ بِمَا بَدَأَ اللَّهُ بِهِ

I begin with that which Allah has begun with.

# NOTE

During Hajj, the first floor of Mas'aa will be extremely crowded. Try to opt for the second or third floor.

Do not spend a lot of time crowding around the mountains

While you may face the Kabah and make dua upon reaching each of the mountains, try not to stay too long or crowd the area as it is harmful to you and disruptive to others. Continue your duas while walking along





# AFTER SA'IY ...



Do **NOT** cut or trim the hair if you are performing Hajj Qiran. Your Umrah is now complete and you should remain in Ihram till Dhul Hijjah 10<sup>th</sup>

If you are performing Hajj Tamattu, shave or trim your hair



# CUTTING THE HAIR



While men may shave or trim their hair, shaving the entire head is preferred

Women should only trim their hair. Shaving is prohibited





عمره مقبوله وسعي مشكور

MAY ALLAH ACCEPT YOUR UMRAH AND  
APPRECIATE YOUR STRIVING



NoorAl-Fajr

THANK YOU

الْحَمْدُ لِلَّهِ رَبِّ الْعَالَمِينَ





Linktree:



Telegram:



WhatsApp:



nooral-fajr.com



+1 (888) 899-5606



info@nooral-fajr.com